

Chromatic **HAND BLENDER**

OPERATING & SAFETY INSTRUCTIONS

INSTRUCTION MANUAL

Read these instructions carefully before using your Hand Blender & keep it carefully. If you follow the instructions, your hand blender will provide you with many years of good service.

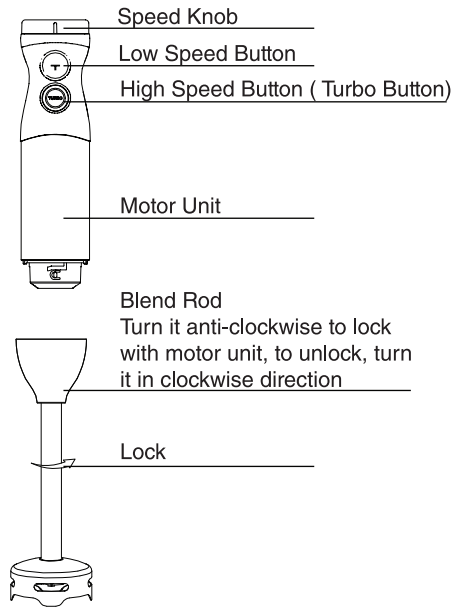
SAVE THESE INSTRUCTIONS CAREFULLY

IMPORTANT SAFEGUARDS

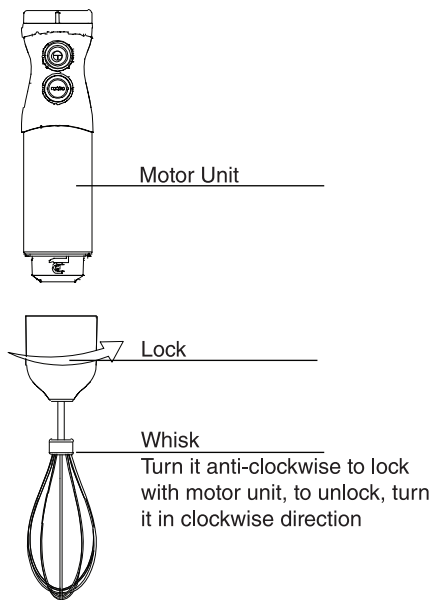
Please follow the basic precautions mentioned below before using the Hand Blender:

1. Check voltage of the wall outlet, it should be as mentioned in the rating label.
2. Do not operate the appliance with a damaged cord or plug or after the appliance malfunctions or is dropped or damaged in any manner. Return the appliance to the nearest authorized service facility for examination, repair or electrical or mechanical adjustment.
3. If the supply cord is damaged, it must be replaced by the manufacturer or an authorized service agent or a qualified technician in order to avoid a hazard.
4. Always disconnect the blender from the power supply if it has to be left unattended and also before assembling, disassembling or cleaning.
5. Do not let the cord hang over the edge of the table or a hot surface.
6. Do not immerse the upper part of the blender in water as this would lead to an electric shock.
7. Close supervision is necessary when the appliance is being used near children.
8. Avoid coming in contact with the moving parts like blades as it can cause injuries.
9. Do not use the appliance for other than its intended use.
10. This appliance can be used by children aged from 8 years and above and people with reduced physical, sensory, or mental capabilities or lack of experience and knowledge if they have been given supervision or instruction concerning use of the appliance in a safe way and understand the hazards involved.
11. Cleaning and user maintenance shall not be performed by children aged 8 years and above.
12. The use of accessories not recommended by the manufacturer may cause injury.
13. This appliance is not intended to be used in the following places:
 - staff kitchen areas in shops, offices and other working environments;
 - farm houses;
 - in hotels, motels and other residential type environments;

KNOW YOUR BLENDER



KNOW YOUR ACCESSORY - WHISKER



USING YOUR BLENDER FOR THE FIRST TIME

Before the first use, clean the blender as mentioned in the section “Cleaning and maintenance.”

Caution: Blades are very sharp, please handle them with care. Ensure the blender is unplugged from the power outlet before assembling or removing attachments.

INSTRUCTION FOR USING THE BLENDER:

1. The maximum running time per cycle should be less than 1 minute, and cooling time is 3 minutes for two consecutive cycles.
2. To assemble the blend rod with the motor unit, turn the shaft anti-clockwise direction until tightened. To disassemble, just turn in the clockwise direction.
3. Simply plug the hand-held blender into a power outlet.
4. Lower the hand-held blender into the food. Then press and hold the low-speed button or high-speed button to start operating.
5. To stop the hand blender, kindly release the low-speed button or high-speed button.

Note: To use the step-less speed knob, turn it clockwise to increase speed and turn it anticlockwise to decrease speed. The speed knob is effective only with the low- speed selection.

INSTRUCTION FOR WHISKER

1. The maximum running time per cycle should be less than 1 minute, and cooling time is 3 minutes for two consecutive cycles.
2. To assemble the whisker with the motor unit, turn the whisk anti-clockwise direction until tightened. To disassemble, just turn in the clockwise direction.
3. Simply plug the hand-held blender into a power outlet.
4. Place egg white into the cup.
5. Lower the hand-held blender, then press and hold the low-speed button or high-speed button to start operating.
6. To stop the hand-held blender, release the low speed button or high speed button of the motor unit.

CLEANING AND MAINTENANCE

1. Unplug the appliance and remove the detachable stem.

Note: Do not immerse the detachable stem of the blender in water, it might wash away the lubrication on the bearings.

2. Wash the detachable stem under running water, without abrasive cleaner or

detergents. After cleaning the detachable stem, place it upright to drain out any water. The detachable stem is dishwasher safe.

3. Wash the whisker and blade in warm soapy water.

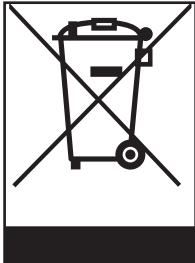
Please note: The whisker is not dishwasher safe.

4. Wipe the motor unit with a damp cloth. Never immerse it in water for cleaning, it can cause short circuit.

5. Dry thoroughly.

Caution: Blades are very sharp, handle with care.

ENVIRONMENT FRIENDLY DISPOSAL



You can help protect the environment!

Please remember to respect the local regulations: Hand in the non-working electrical equipment to an appropriate waste disposal center.

Dear Customer,

Thank you for purchasing Chromatic Hand Blender from Hafele.

Hafele is dedicated to add more functionality to your daily lives thus making life more comfortable and we continually strive to provide our customers with the best controls in the industry.

If you have any technical questions related to this product or the installation of any of our built in range of appliances, please feel free to call our customer care number at **1800 2666667** or visit our website at www.hafeleindia.com

Warm Regards,

Technical Team

Hafele India Pvt. Limited

CUSTOMER COPY

Customer Name: _____

Customer Address: _____

Invoice Number: _____

Product Article Code: 535.43.290 _____

Product Serial Number: _____

Date of Purchase:

---/---/----

DD/MM/YYYY

Dealer Stamp

HAFELE WARRANTY

This Warranty is valid in country of purchase only. This warranty is given by Hafele India Private Limited (HIN).

This appliance is warranted by Hafele India Private Limited to be free from defects in materials and workmanship for a period **of 1 years** from the date of installation. You are entitled to have the goods repaired or replaced if the goods fail to be of acceptable quality and the failure does not amount to a major failure. In the event of a minor failure, HIN reserves the right to choose to repair or replace the appliance.

To make a warranty claim, you must be able to supply proof of purchase. In the first instance, you should call our Customer Care - 1800 266667. HIN will create and retain a computer record of your application. HIN will bear any expenses incurred for warranty claims, excluding the cost of transport of the appliance for service or the service agents travelling costs to and from your home if you live outside the service area of HIN or one of its service agents.

Warranty Terms & Conditions:

- The defective spare part / Parts shall be the sole property of manufacturer and will be collected by the authorised Service Franchisee
- The warranty does not cover any accessories external to the system or supplied by dealer
- The unit will be repaired / part replaced by authorised service franchisee engineer only, warranty will not cover if unauthorized person repair / installation done

- Any defect in the electrical, plumbing, other fitting outside product shall have to be rectified by the purchaser only.
- Hafele shall not be liable for any delay in rectifying the product, in the event of non-availability of components and shall in no way be responsible for any losses, direct or indirect, arising out of the delay, if any
- Warranty shall stand ceased / cancelled if the product is used for any type of commercial purpose
- Defect that have occurred due to causes beyond our control like lighting, abnormal voltage or other acts of God
- The installation site condition that do not conform to the recommended operation condition of the product
- Use of non-recommended consumables causing damage to the product or its performance
- The product is not used in accordance with the instructions mentioned in the instruction / user manual
- The original serial number is removed, obliterated or altered from the product
- The warranty is confined to the first purchaser of the product only
- The warranty is limited to functional parts only., i.e .It includes the electrical and mechanical parts only, plastic, rubber, glass, acrylic parts are not covered in warranty
- In the event of product failure Hafele India will repair the product through its authorised service franchisee only
- The warranty does not include periodic check-ups, maintenance and repair or replacements of parts due to wear and tear.
- In the event of repair / replacement of any part / parts of the product, this warranty will thereafter continue and remain in force only for the unexpired period of the warranty
- The warranty is issued at Mumbai, and courts at Mumbai shall have exclusive jurisdiction over matters covered or flowing from this warranty

DEALER COPY

Customer Name:	_____	<div style="border: 1px solid black; padding: 10px; width: fit-content; margin: auto;">Dealer Stamp</div>
Customer Address:	_____	
Invoice Number:	_____	
Product Article Code:	535.43.290	
Product Serial Number:	_____	
Date of Purchase:	<div style="border: 1px solid black; padding: 5px; display: inline-block;">---/---/----</div> DD/MM/YYYY	

HAFELE WARRANTY

This Warranty is valid in country of purchase only. This warranty is given by Hafele India Private Limited (HIN).

This appliance is warranted by Hafele India Private Limited to be free from defects in materials and workmanship for a period of **1 years** from the date of installation. You are entitled to have the goods repaired or replaced if the goods fail to be of acceptable quality and the failure does not amount to a major failure. In the event of a minor failure, HIN reserves the right to choose to repair or replace the appliance. To make a warranty claim, you must be able to supply proof of purchase. In the first instance, you should call our Customer Care - 1800 2666667. HIN will create and retain a computer record of your application. HIN will bear any expenses incurred for warranty claims, excluding the cost of transport of the appliance for service or the service agents travelling costs to and from your home if you live outside the service area of HIN or one of its service agents.

Warranty Terms & Conditions:

- The defective spare part / Parts shall be the sole property of manufacturer and will be collected by the authorised Service Franchisee
- The warranty does not cover any accessories external to the system or supplied by dealer
- The unit will be repaired / part replaced by authorised service franchisee engineer only, warranty will not cover if unauthorized person repair / installation done
- Any defect in the electrical, plumbing, other fitting outside product shall have to be rectified by the purchaser only

- Hafele shall not be liable for any delay in rectifying the product, in the event of non-availability of components and shall in no way be responsible for any losses, direct or indirect, arising out of the delay, if any
- Warranty shall stand ceased / cancelled if the product is used for any type of commercial purpose
- Defect that have occurred due to causes beyond our control like lightning, abnormal voltage or other acts of God
- The installation site condition that do not conform to the recommended operation condition of the product
- Use of non-recommended consumables causing damage to the product or its performance
- The product is not used in accordance with the instructions mentioned in the instruction / user manual
- The original serial number is removed, obliterated or altered from the product
- The warranty is confined to the first purchaser of the product only
- The warranty is limited to functional parts only, i.e .It includes the electrical and mechanical parts only, plastic, rubber, glass, acrylic parts are not covered in warranty
- In the event of product failure Hafele India will repair the product through its authorised service franchisee only
- The warranty does not include periodic check-ups, maintenance and repair or replacements of parts due to wear and tear.
- In the event of repair / replacement of any part / parts of the product, this warranty will thereafter continue and remain in force only for the unexpired period of the warranty
- The warranty is issued at Mumbai, and courts at Mumbai shall have exclusive jurisdiction over matters covered or flowing from this warranty



Mumbai Design Centre:

Haji Moosa Patrawala Ind.(SOBO)
Estate, Near Famous Studio,
Mahalaxmi (West), Mumbai - 400 011.
Tel.: 022 6264 7100.

Mumbai Design Centre:

#2 Filix Building, Opp. Asian Paints,
L.B.S. Marg, Bhandup (West),
Mumbai - 400 078.
Tel.: 022 2596 9660/
2596 9787/2594 7305

New Delhi Office & Design Centre:

D-89 - 1st Floor, Okhla Phase-I,
New Delhi - 110 020.
Tel.: 011-66574999 .
Fax: 011-41605482.

Bangalore Office & Design Centre:

No:13, Langford Place, Langford Road,
Shanti Nagar, Bangalore - 560 025.
Tel.: 080 4132 6116.
Fax: 080 4132 6226.

Bangalore Häfele Appliances Gallery:

No. 2/1, Shiv Manor, Langford Road,
Shantinagar, Bangalore - 560027
Tel.: 080 - 4142 6336

Hyderabad Office & Design Centre:

SJR Building - # 1-57/89/1 & 1-57/89/2
Opp Allahabad Bank, Gachibowli,
Hyderabad – 500032
Tel.: 040 29557578 / 040 29557588

Kolkata Design Centre:

PS PACE, Premises No. 1/1A,
Mahendra Roy Lane, Topsia,
Kolkata - 700 046.
Tel.: 033 40086814 / 033 40089268

Kolkata Office:

Office No. 1001, PS Continental,
10th Floor, 83/2/1 Topsia Road,
Near Vishwakarma Building,
Kolkata - 700046
Tel: 033-2285 0104 /
033-2285 0105 / 033-2285 0106

Chennai Office & Design Centre:

1st Floor No,24, College Road,
Nungambakkam, Chennai 600 006.
Tel.: 044 - 4215 1542
Fax: 044 2446 0922.

Pune Design Centre:

Showroom No. 2, Ground floor,
F P no. 403, A/2, ICC Trade tower,
Senapati Bapat Marg,
Shivaji Nagar, Pune -411016
Tel.: 020 2563 3301
Fax: 020 2563 3302

Pune Office:

Office No. 12, Vastushree Complex,
Survey No.587, Near Hyde Park,
Gultekdi, Market Yard, Pune - 411 037.
Tel.: 020 2426 6264
Fax: 020 2426 6274.

Ahmedabad Office:

Häfele India Pvt. Ltd., Office No. 302,
3rd Floor, Shangrila Arcade,
Near Shyamal Cross Road, Satellite,
Ahmedabad - 380015.
Tel.: +91 79695 55505 / 8866220505.

Cochin Office

Jomer Symphony, 5th floor, 48/1744
C34, Chalikkavattom, North Ponnuranni,
Vyttila, Cochin- 682019
Tel: 0484 4026062

Sri Lanka:

Häfele Office and Design Centre:

52, Nandana Gardens
(On Duplication Road), Colombo 04.
Tel: +94 112 500 501.
Fax: 0094 112 500 553.

Häfele Design Centre:

448, Galle Road, Rawathawatta,
Moratuwa, Sri Lanka.
Tel.: +94 112 644 600.
Häfele Boutique:
752, Peradeniya Road
Kandy, Sri Lanka.
Tel.: +94 812 223 338.

Bangladesh

Bangladesh Office:

2nd Floor, House - 181, Road - 2,
Mohakhali DOHS, Dhaka - 1206.
Tel.: 01844018431/ 01844018432/
01844018433/ 01844018437.

Bangladesh Design Center:

House - 106, Road - 12,
Block - E, Banani, Dhaka - 1213
Phone - 02-48810380-81

Nepal:

UHS Holdings Pvt. Ltd.
Address: Kathmandu-2, Gairidhara
Chowk, Nepal.
Mob.: +977 9802338800

Bhutan:

SMART HOMES
Gr Floor, Druk Building (Opp Helipad)
Babesa -Thimpu Expressway, Thimpu
Tel.: +975-2-333419
Mobile: +975-77277615, 17839717,
77114228,1760063,17669840

HÄFELE

Häfele India Private Limited

Office No. 3, Building "A", BETA, I Think
Techno Campus, Off J.V.L.R, Opp. Kanjurmarg
East, Mumbai – 400 042.
Phone: 022 6142 6100 | Fax: 022 6702 0531.

**New Delhi | Kolkata | Cochin | Chennai | Hyderabad |
Bangalore | Mumbai | Pune | Ahmedabad | Sri Lanka |
Bangladesh | Nepal | Bhutan | Maldives**

Toll Free Customer Care No.:1800 266 6667
Customer Care WhatsApp No.: +91 9769111122
SMS HÄFELE to 56070
info@hafeleindia.com
customercare@hafeleindia.com

